




Songbirds

Phonics

Where Were You, Bert?



Julia
Donaldson



Oxford
Reading
Tree



Talk together

Ask the child to

- Point to each letter pattern in the box on the back cover and say the sound that it makes in words. Tell the child that each of these letter patterns can make the same sound. Stress that some letter patterns can make more than one sound.
- Look out for these letter patterns in the story and try and remember the sound they make.

Reading the story

Remember, children learn best when reading is relaxed and enjoyable, so give lots of praise.


- Encourage the child to try to read any words they do not recognise by saying the sounds of each letter pattern separately (e.g. *B – er – t*), then running the sounds together quickly. If they find it difficult to say the sounds, say the word for them first, then see if they can hear the sounds in the word.
- Explain that it is important when running the sounds in a word together to check to see if it sounds like a real word as some words are less regular (e.g. *was*). Read these words to the child if they do not recognise them. Point out the letters that make the usual sound in each word (e.g. the *w* in *was*). This will help the child to remember these words.

See inside back cover for other activities.

"You're late, Bert!"

"Sorry, Sir."

"Where were you, Bert?"



“Er...I was helping a little girl to find her mummy.”



"You're late again, Bert!"

"Sorry, Sir."

"Where were you, Bert?"



"Er...I was helping a lady to find her purse."



"You're late again, Bert!"

"Sorry, Sir."

"Where were you, Bert?"




"Er...I was helping a furry caterpillar to find a leaf."



"You're late again, Bert!"

"Sorry, Sir."

"Where were you, Bert?"




"Er...I was helping a thirsty dog to find a drink."



"You're late again, Bert!"

"Sorry, Sir."

"Where were you, Bert?"



"You're late again, Bert!"

"Sorry, Sir."


"Where were you, Bert?"



"You're late again, Bert!"

"Sorry, Sir."

"Where were you, Bert?"



"Er...I was helping a bird to find
its nest."



"You're late again, Bert!"

"Sorry, Sir."

"Where were you, Bert?"



"Er...I was helping a worm to find some earth."



"You're late again, Bert!"

"Sorry, Sir."

"Where were you, Bert?"



"Er...I was helping a nurse to find her hospital."



"You're late again, Bert!"

"Sorry, Sir."

"Where were you, Bert?"




“Er...I was helping a turtle to find
a pond.”



"You're late again, Bert!"

"Sorry, Sir."

"Where were you, Bert?"




"Er...I was helping a mermaid to find a pearl."



"You're late again, Bert!"

"Sorry, Sir."

"Where were you, Bert?"



“Er...I was helping a clown to find the circus.”



"Don't be late again, Bert!"

"No, Sir."

"If you're late again, Bert, I will help you find a lot of extra work."



"You're early, Bert!"



Check comprehension

Ask the child

- What did Bert say made him late? (He said he was helping people and animals e.g. a furry caterpillar to find a leaf.) Do you believe him?
- Why was Bert early at the end of the story? (He didn't want to do lots of extra work.)

Check phonics (letter-pattern sounds)

Ask the child to

- Read pages 3 and 4. Find some words which contain the long *ur* sound (*Bert, Sir, were, Er, her, purse*).
- Point to the letter pattern that makes the long *ur* sound in these words (*er, ir, ere, ur*). Point out that *were* is a common word with an unusual spelling pattern for the *ur* sound.
- Read page 16 and find a word which rhymes with *purse* (*nurse*).

Example of phonic words: Bert her caterpillar mermaid Sir girl thirsty birthday bird cactus purse furry nurse turtle earth pearl early

Context words: some was Where you you're