


 Songbirds

Phonics

# The Upside-down Browns



Julia  
Donaldson



Oxford  
Reading  
Tree





### **Talk together**

Ask the child to

- Point to each letter pattern in the box on the back cover and say the sound that it makes in words. Tell the child that some of these letter patterns can make the same sound. Stress that some letter patterns can make more than one sound.
- Look out for these letter patterns in the story and try to remember the sound they make.

### **Read the story**

Remember, children learn best when reading is relaxed and enjoyable so give lots of praise.

- Encourage the child to try to read any words he/she does not recognise by saying the sounds of each letter pattern separately (e.g. *b-r-ow-n*), then running the sounds together quickly. If the child finds it difficult to say the sounds, say the sounds for him/her first, then see if he/she can hear the word.
- Explain that it is important when running the sounds together in a word, to check to see if it sounds like a real word as some words are less regular (e.g. *have*). Read these words to the child if he/she does not recognise them. Point out the letters that make the usual sound in each word (e.g. the *h* in *have*). This will help the child to remember these words.

*See inside back cover for other activities.*

Mr and Mrs Brown read the paper upside down.





Mr and Mrs Brown have a teapot with  
two spouts






and coffee comes out of their taps.






Mr and Mrs Brown have a funny  
round house.





It spins round and round like  
a roundabout.





Mr Brown puts on his trousers to have a shower.






He blows his nose on a towel.






He puts on his sun hat when it is cloudy.



He takes it off when the  
sun comes out.





Mrs Brown is funny too.






She bounces around in a crown.





She puts flour on her nose






and she puts powder in the cakes.





Mr and Mrs Brown go to town in  
their dressing gowns.






They climb mountains in their slippers.





They grow flowers in their bed.










And they sleep outside in the  
flower bed.









And when Mr and Mrs Brown  
see a clown...









they frown!





But if you think Mr and Mrs Brown  
are funny ...





how about their pets?





### **Check comprehension**

Ask the child

- Why are Mr and Mrs Brown funny? (They read the paper upside down and go to town in their dressing gowns.)

### **Check phonics (letter-pattern sounds)**

Ask the child to

- Read pages 20, 21 and 22. Find some words which rhyme (*Brown, clown, frown, a, they*). Point to the letter pattern that makes the long ow sound in the words (*ow*). Find some other words which rhyme with *Brown* and *clown*. Write them down, e.g. *crown, down, gown* and *town*.
- Read pages 8 and 9. Find some words which contain a long ow sound (*cloudy, out*). Point to the letter pattern that makes the long ow sound in the words (*ou*). Think of some words which rhyme with *out*, e.g. *shout, spout, sprout*.

**Example phonic words:** Brown down shower towel crown powder town  
gowns flowers clown frown how spouts out round house roundabout  
trousers cloudy bounces around flour mountains outside about

**Context words:** are comes have her Mr Mrs the their they two