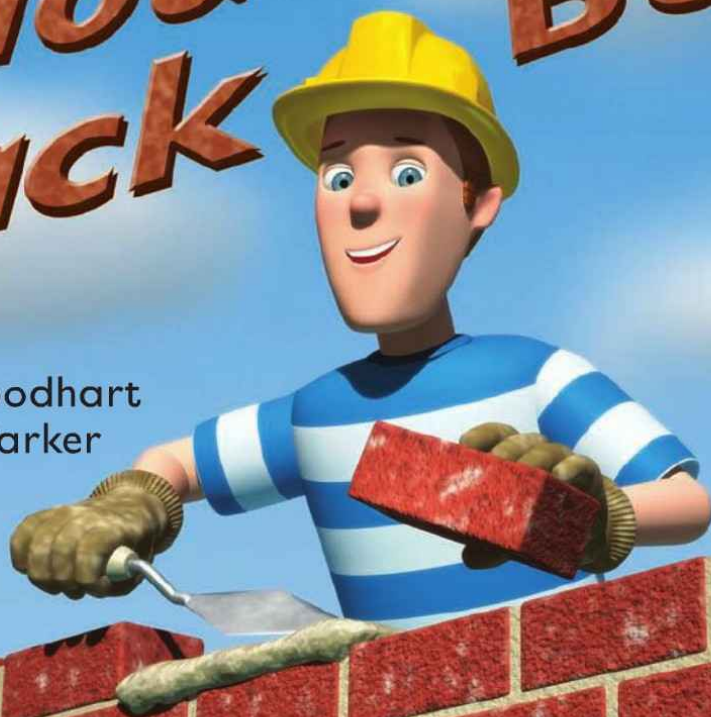


Snapdragons

The House that Jack Built

Pippa Goodhart
Andy Parker



Oxford
Reading
Tree



What is the story about?

This story puts the familiar 'House that Jack Built' into a modern setting. Jack finds a quiet place to build his house, and the story takes us through the noisy stages of building. When it is finished, all is quiet again until Jack gets a family and pets. So he makes his house bigger, and all the noise begins again.

Talk together

Look at the cover and read the title together. Talk about the cover illustration, and ask your child what they think the story will be about. Look briefly through the book, and talk about what is happening in the illustrations. Point out all the words for sound and action that appear on the illustrations.

Read the story

- Encourage your child to read the story aloud to you, and join in with the enjoyment of the story.
- On pages 4 and 5, together point to the words and match them to the plan for Jack's house.
- If your child misreads words, ask him/her to reread the sentence and check it makes sense, but don't let your child struggle for long or he/she may lose the sense of the story.
- Join in with your child when reading the action and sound words to encourage reading with expression.
- When a sentence begins 'These are' or 'This is' encourage your child to find the items in the illustrations to help him/her read the words.
- Ask your child to say what he/she enjoyed about this story, and encourage him/her to read it again.


The House that Jack Built



Story retold by Pippa Goodhart
Pictures by Andy Parker

OXFORD
UNIVERSITY PRESS

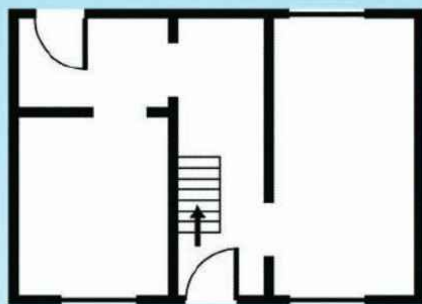
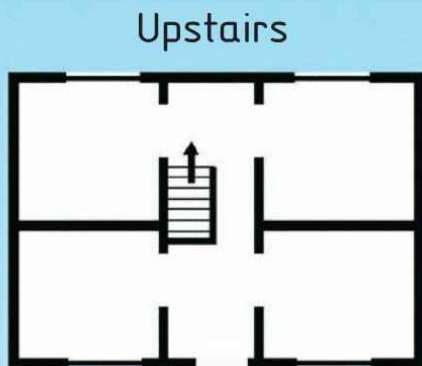
This is Jack, a lad who had no place
to live. But Jack had a plan for a
house that he wanted to build.



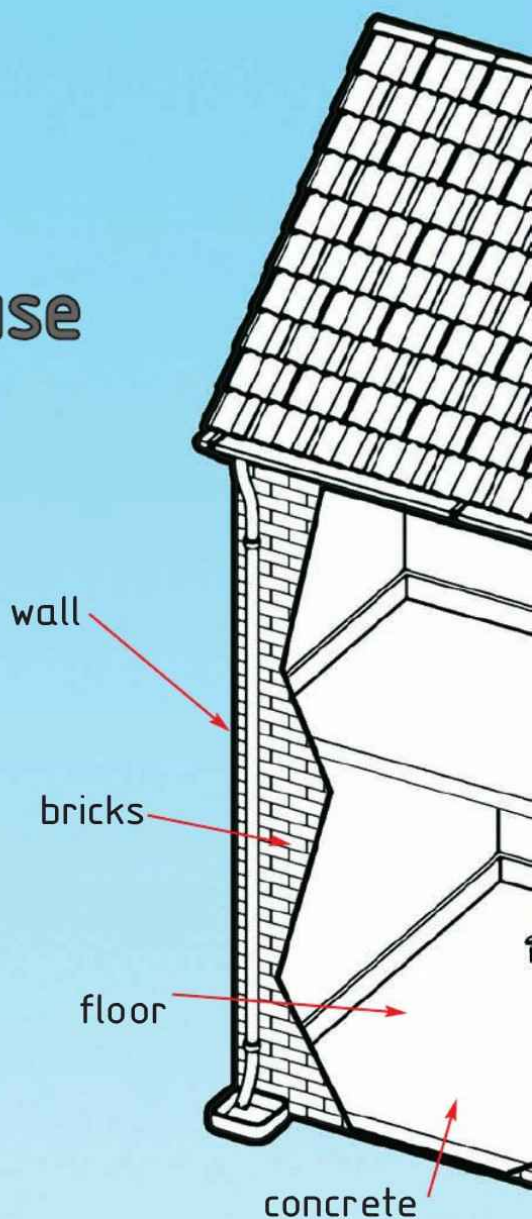


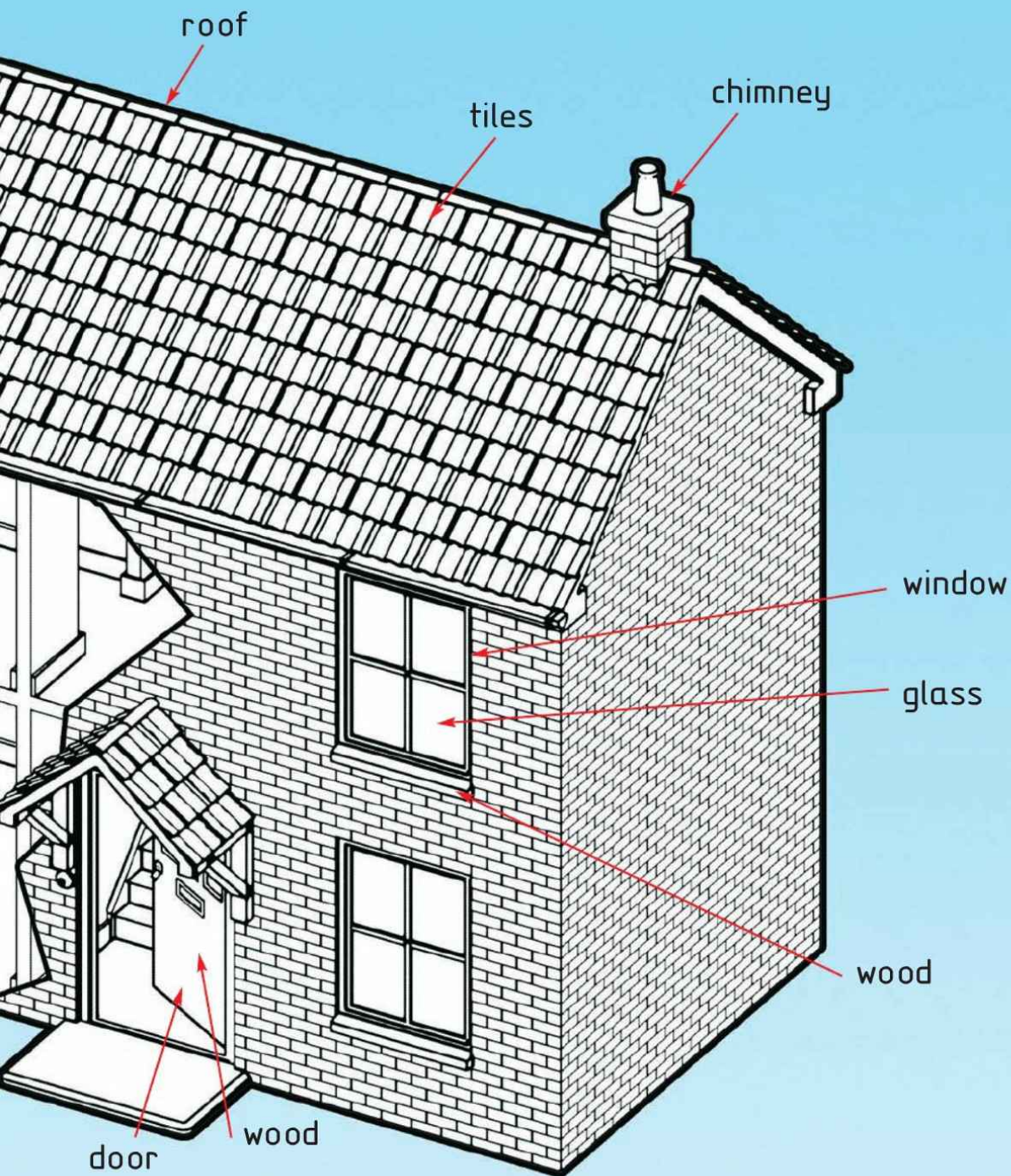
Here is the plan that first began
the house that Jack built.

Plan for Jack's House



Downstairs





This is the land that Jack found for his house to stand on.

"I'll build my house here in this nice quiet place. It's a beautiful space," said Jack.





This is the hole that Jack made with his spade.
He dug a big square, just where the house would be.



This is the concrete that filled in the hole.
It made a strong floor to hold up the walls of
the house that Jack built.



These are the bricks that were built into walls
for the house that Jack built.





Slop

Smooth


Plonk

Scrape

Keep
out

This is the pile of shiny new tiles that went on the roof to keep the rain out of the house that Jack built.

Tap-tap-tap!




This is the glass that went in the windows to let Jack see out of the house that Jack built.



This is the wood and these are the nails that made the door to keep Jack and his things safe inside the house that Jack built.

Saw, saw





**Bang!
Bang!
Bang!**

Keep
out

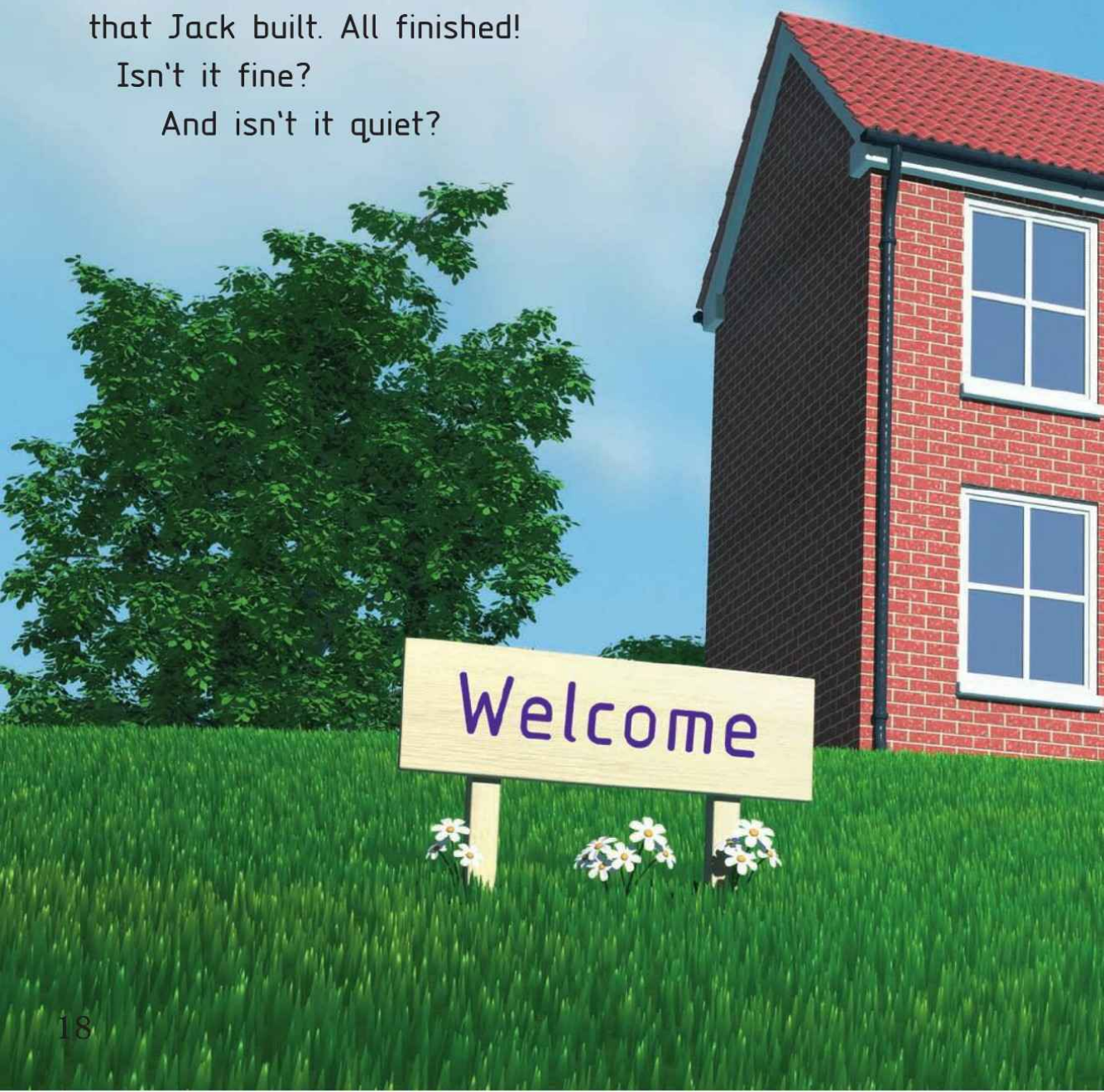
These are lots of pots of paint. They coloured the walls of the house that Jack built.



This is the van that brought Jack's things to make a home of the house that Jack built.




At last, here is the house
that Jack built. All finished!
Isn't it fine?
And isn't it quiet?





Until Jack found a wife,



and a baby,



and a dog,



and a cat.




Now there wasn't much
room and there wasn't
much peace in the house
that Jack built.



So Jack made a plan to
make his house bigger.



And now Jack's back
where he first began!
But with more noise!



Play a game

Noisy words

This game will help your child read with expression, and understand how words can sometimes make the sound that they describe.

- Look carefully through the pages to find the action/sound words in the story, e.g. Rumble, rumble.
- Take turns to read them in the way you think the author wanted, by looking at the illustration.
- Make it fun by doing actions to match the sounds.

Other ideas

- Ask your child to retell the story in his/her own words by looking at the illustrations. Encourage him/her to use words such as first, next, than, at last, finally.
- Find and read the traditional rhyme, 'The House that Jack Built'.

Story retold by Pippa Goodhart
Pictures by Andy Parker

The House that Jack Built

Jack builds a new house for his family,
but is it big enough?



This story practises these words:

but door first house here made much that
these there

Stage 6 Snapdragons

Sam Sorts it Out

The Mole who was Scared of the Dark

Batter, Splatter!

The Samosa Thief

Something So Big

The House that Jack Built

Available in packs

Stage 6 Snapdragons Pack of 6 (one of each title) ISBN 978-0-19-845544-8

Stage 6 Snapdragons Class Pack of 36 (six of each title) ISBN 978-0-19-845545-5

Guided Reading Cards also available

OXFORD
UNIVERSITY PRESS

www.OxfordPrimary.co.uk

Orders and enquiries to Customer Services:
tel. 01536 452610

For further information, phone the
Oxford Primary Care-line: tel. 01865 353881

Text © Pippa Goodhart 2005
Illustrations © Andy Parker 2005

First published 2005
10 9 8 7 6 5 4

ISBN 978-0-19-845546-2



Printed in China by Imago