


Snapdragons

Presents for Baby

Cynthia Rider
Rebecca Finn



Oxford
Reading
Tree



What is the story about?

On Monday, Mum goes to hospital. On Tuesday, she has a new baby, and Dad takes them some flowers. Each day of the week Mum has a visitor who brings a present for her and the baby. On the last day of the week, Sunday, the new baby comes home, with a present for his big brother.

Talk together

Look at the cover and read the title together. Look at the illustration and ask your child to say what they think the story will be about. Look briefly through the story at the illustrations and find the names of the days of the week.

Read the story

- Read the story together, encouraging your child to join in.
- Encourage your child to use the pictures to help work out any new words.
- On page 2, ask, "Where is Mum is going?" "Can you find the word 'hospital' on the page?"
- On pages 4 and 5, ask, "What has Dad brought?" "Can you find the word 'flowers' on the page?"
- On page 9, ask your child to find Grandma's present in the picture, and point to the word.
- Praise your child for tracking the text by pointing accurately with a finger.
- Ask your child to read the book again, and praise him/her for noticing and pausing at full stops.

Presents for Baby



Story by Cynthia Rider
Pictures by Rebecca Finn

OXFORD
UNIVERSITY PRESS

Monday



On Monday, Mum went to hospital. Grandma and Grandad came to stay.



Tuesday



On Tuesday, Mum had a baby boy. Dad took some flowers for Mum.



Wednesday




On Wednesday, I went to see Mum and the baby. I took a present for him.




Thursday




On Thursday, I went to the hospital with Grandma. I took some chocolates for Mum.



Friday



Waaa!



On Friday, I went with Grandad.
He made the baby cry!

Saturday



On Saturday, we all went to see Mum and the baby. Gran took some shoes for him.



Wow!

Sunday



On Sunday, Mum and the baby came home.

Wow! A present for me! Thank you, baby!





Play a game

I spy capital letters

This game will help your child recognise the use of capital letters in sentences. This will help your child to write sentences accurately.

- Play 'I spy capital letters' with your child. Choose a page and a capital letter. For example, on page 2, say, "I spy the letter 'G'." Ask your child to find the word or words that start with the letter, and to say what the word is.
- Encourage your child to choose another letter on a different page, and ask you to find the word it begins with.

Other ideas

- Learn the rhyme 'Monday's Child' to help your child learn the days of the week.
- Encourage your child to keep a diary and write a sentence for each day.

Story by Cynthia Rider
Pictures by Rebecca Finn

Presents for Baby

Mum has a new baby.

This story practises these words:
him some with



Stage 3 Snapdragons

Grandma's Glasses
The Singing Bird
New Blue Shoes

Presents for Baby
Melting Snow
A House for Hedgehog

Available in packs

Stage 3 Snapdragons Pack of 6 (one of each title) ISBN 978-0-19-845517-2

Stage 3 Snapdragons Class Pack of 36 (six of each title) ISBN 978-0-19-845518-9

Guided Reading Cards also available

OXFORD
UNIVERSITY PRESS

Orders and enquiries to Customer Services:
tel. 01536 452610

For further information, phone the
Oxford Primary Care-line: tel. 01865 353881

Text © Cynthia Rider 2004
Illustrations © Rebecca Finn 2004

First published 2004
10 9 8 7 6 5

ISBN 978-0-19-845522-6

