

Disney  
Learning

Phonics & Reading  
Ages  
5-7

# Phonics and Reading

INCLUDING  
CHARACTERS  
FROM YOUR  
FAVOURITE  
Disney PIXAR  
FILMS

- ★ Consonants
- ★ Short and Long Vowels
- ★ Parent Resources

**20**  
REWARD  
STICKERS  
INSIDE



# Phonics and Reading

## Table of Contents

### The Alphabet

Letters High in the Sky . . . . . 2, 3

### Beginning Consonants

Toy Factory . . . . . 4

What Do You See in the Sea? . . . . . 5

Off to School . . . . . 6

Swinging in the Jungle . . . . . 7

### Ending Consonants

It's Circus Time . . . . . 8, 9

### Short a

Short on Words . . . . . 10

A Magic Lamp . . . . . 11

### Short i

My Friends and 'i' . . . . . 12

Make It and Match It . . . . . 13

### Short u

Snug as a Bug . . . . . 14

Just Juggling . . . . . 15

### Short o

Hippity Hop . . . . . 16

Going on a Walk . . . . . 17

### Short e

Get the Net . . . . . 18

All Mixed Up . . . . . 19

### Long a

Tinker Bell's Magic . . . . . 20

Jane in the Rain . . . . . 21

### Long i

Rhyme Time . . . . . 22

Snow White and the Apple . . . . . 23

### Long u

Magic for 'u' . . . . . 24

Mowgli and Baloo, Too . . . . . 25

### Long o

A Rose for Belle . . . . . 26

Off They Go! . . . . . 27

### Long e

Too Sleepy to Help . . . . . 28

Time for Tea . . . . . 29

Helping Your Child at Home . . . . . 30

Answer Key . . . . . 31, 32

# Letters High in the Sky

Name \_\_\_\_\_

**A B C D E F G H I J K L M**

The **red** letters of the alphabet are **vowels**. All of the other letters are **consonants**.

Aladdin and Princess Jasmine are high in the sky. Help them fill in the missing letters of the alphabet. Write one letter on each line.



**A**

**B**

1. \_\_\_\_\_  
-----  
\_\_\_\_\_

**D**

**E**

2. \_\_\_\_\_  
-----  
\_\_\_\_\_

**G**


3. \_\_\_\_\_  
-----  
\_\_\_\_\_

**I**

**J**

4. \_\_\_\_\_  
-----  
\_\_\_\_\_

**L**



Name \_\_\_\_\_

N O P Q R S T U V W X Y Z

M

5.

O

6.

Q

R

7.

T

U


V

8.

X

Y

9.






# Toy Factory



1. \_\_\_\_\_  
\_\_\_\_\_ ank  
\_\_\_\_\_



2. \_\_\_\_\_  
\_\_\_\_\_ ar  
\_\_\_\_\_



3. \_\_\_\_\_  
\_\_\_\_\_ ocket  
\_\_\_\_\_



4. \_\_\_\_\_  
\_\_\_\_\_ orse  
\_\_\_\_\_

\_\_\_\_\_

Name

Help Andy pick out some toys to play with. Name each toy and write the missing letter on the line that stands for the beginning sound.

# What Do You See in the Sea?

Name \_\_\_\_\_

Help Ariel name things at the bottom of the sea. Write the letter that stands for the beginning sound of each object. Then circle the two pictures with names that begin with the same sound.

1.

\_\_\_\_\_

-----

\_\_\_\_\_



2.

\_\_\_\_\_

-----

\_\_\_\_\_



4.

\_\_\_\_\_

-----

\_\_\_\_\_



3.

\_\_\_\_\_

-----

\_\_\_\_\_



5.

\_\_\_\_\_

-----

\_\_\_\_\_



# Off to School

Name \_\_\_\_\_

It's Pinocchio's first day of school. See what he needs to take with him. Cut out the letters at the bottom of the page. Glue the letters to finish the name of each school supply.



uler



ook

1.



oney

4.




lue

m r g b

# Swinging in the Jungle

Tarzan likes to swing from vines in the jungle. Look at each picture below. Circle the letter that stands for the beginning sound of each picture name.

Name \_\_\_\_\_



1.



l k

2.



w z

3.



b g



4.




f j

5.



r b

6.



p s



# It's Circus Time

Name \_\_\_\_\_

Come see what's under the circus tent! Say the name of each picture. Write the letter that stands for the **ending** sound of each picture name.



1.

\_\_\_\_\_

-----

\_\_\_\_\_




2.

\_\_\_\_\_

-----

\_\_\_\_\_



3.

\_\_\_\_\_

-----

\_\_\_\_\_



4.

\_\_\_\_\_

-----

\_\_\_\_\_




5.

\_\_\_\_\_

-----

\_\_\_\_\_



6.

\_\_\_\_\_

-----

\_\_\_\_\_

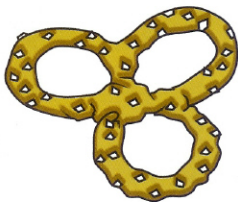


7.

\_\_\_\_\_

-----

\_\_\_\_\_



8.

\_\_\_\_\_

-----

\_\_\_\_\_



9.

\_\_\_\_\_

-----

\_\_\_\_\_



10.

\_\_\_\_\_

-----

\_\_\_\_\_



11.

\_\_\_\_\_

-----

\_\_\_\_\_

# Short on Words

\_\_\_\_\_

Name

Read each sentence about the Seven Dwarfs. Choose the word that makes the most sense. Write it below the sentence.



1. Dopey wears a purple

\_\_\_\_\_

\_\_\_\_\_

fan cap ham



2. Sleepy wants to take a

\_\_\_\_\_

\_\_\_\_\_

sat man nap



3. Bashful wears a big

\_\_\_\_\_

\_\_\_\_\_

can hat mat

# A Magic Lamp

Name \_\_\_\_\_

**Lamp** has the short **a** sound. Read the short **a** words in the box. Find and circle each short **a** word in the puzzle. Then write each word at the bottom of the page.

lamp

can

had

nap

bag

ran

l a m p r c

b o t q s a

e n b a g n

h a d f i k

x p l r a n



1. \_\_\_\_\_

2. \_\_\_\_\_

3. \_\_\_\_\_

4. \_\_\_\_\_

5. \_\_\_\_\_

6. \_\_\_\_\_



# My Friends and 'i'

Name \_\_\_\_\_

The word **big** has a short **i** sound. Circle the characters' names that have the short **i** sound.



1. **Pooh**



2. **Tigger**



3. **Rabbit**



4. **Eeyore**



5. **Piglet**

Short i

# Make It and Match It

Circle the word that makes the most sense.

1. Ariel and Sebastian \_\_\_\_\_ on a rock.

**sit**

**hit**

**lit**



2. Ariel loves to \_\_\_\_\_.

**hit**

**swim**

**miss**

3. Flounder is a \_\_\_\_\_.

**mitt**

**hill**

**fish**

# Snug as a Bug


\_\_\_\_\_

Name \_\_\_\_\_

Francis is a bug. **Bug** has the short **u** sound.  
This sound is usually made by the letter **u**.

See how many words you can rhyme with the  
word **bug**. Use the consonants and consonant  
blend to make the words.

t      r      h      m      pl



\_\_\_\_\_

\_\_\_\_\_

\_\_\_\_\_ **ug**

\_\_\_\_\_

\_\_\_\_\_

\_\_\_\_\_ **ug**

\_\_\_\_\_

\_\_\_\_\_

\_\_\_\_\_ **ug**

\_\_\_\_\_

\_\_\_\_\_

\_\_\_\_\_ **ug**

\_\_\_\_\_

\_\_\_\_\_

\_\_\_\_\_ **ug**

# Just Juggling

Slim likes to juggle. Help Slim unscramble the letters to make the short **u** words. Write each word on a line. The words in the box will help you.

**Example:** u d b      bud

cup      hut      bug      sun

gub

upc

uth

uns

Name \_\_\_\_\_



1.

2.

3.

4.



# Hippity Hop

\_\_\_\_\_

Name

Thumper loves to hop. **Hop** has the short **o** sound.  
This sound is usually made by the letter **o**.

See how many words you can rhyme with the word **hop**. Use the consonants and consonant blends to make the words.



t

m

p

st

fl

\_\_\_\_\_

\_\_\_\_\_

\_\_\_\_\_

op

\_\_\_\_\_

\_\_\_\_\_

\_\_\_\_\_

op

\_\_\_\_\_

\_\_\_\_\_

\_\_\_\_\_

op

\_\_\_\_\_

\_\_\_\_\_

\_\_\_\_\_

op

\_\_\_\_\_

\_\_\_\_\_


\_\_\_\_\_

op

# Going on a Walk

Pongo and Perdita take a walk.

Circle the word that makes the most sense.



1. Pongo runs to the \_\_\_\_\_.

hot

on

log

2. Perdita walks \_\_\_\_\_ the bridge.

on

cot

spot

3. Perdita and Pongo like this \_\_\_\_\_.

mop


not

spot

# Get the Net

Name \_\_\_\_\_

Let's go fishing! Just don't catch Sebastian! Say the name of each picture. If the picture name has the sound of short **e** like **net**, draw a line from the picture to the net.



Short e

# All Mixed Up

Help! All the letters got mixed up. Help Tinker Bell unscramble the letters to make short **e** words. Write each word on a line. The words in the box will help you.

**Example:** e b l l bell

bed ten red get



erd

1.

teg

2.

edb

3.

etn

4.




# Tinker Bell's Magic

\_\_\_\_\_


Name \_\_\_\_\_

A long vowel sound says its name. One way to make a short vowel long is to add an **e** at the end. Help Tinker Bell use her magic to change these short **a** words into long **a** words. Then draw pictures to show the new words.

1. cap \_\_\_\_\_  
\_\_\_\_\_



2. can \_\_\_\_\_  
\_\_\_\_\_



3. tap \_\_\_\_\_  
\_\_\_\_\_



# Jane in the Rain

Name \_\_\_\_\_

**Jane** and **rain** are long **a** words that rhyme. Look at the phrases below. Use words in the box to complete each phrase by writing a rhyming long **a** word on the line. Then draw a picture of the word.

pail

lake

cape



1. \_\_\_\_\_  
-----

An ape with a \_\_\_\_\_

2. \_\_\_\_\_  
-----

A tail in a \_\_\_\_\_

3. \_\_\_\_\_  
-----

A snake in a \_\_\_\_\_

# Rhyme Time

Name \_\_\_\_\_

Belle is writing a poem. Help her make words that rhyme. Use the consonants given to make rhyming words that have a long **i** sound.



1

p

i

t

\_\_\_\_\_  
\_\_\_\_\_  
\_\_\_\_\_ ie

\_\_\_\_\_  
\_\_\_\_\_  
\_\_\_\_\_ ie

\_\_\_\_\_  
\_\_\_\_\_  
\_\_\_\_\_ ie

2

v

n

l

f

\_\_\_\_\_  
\_\_\_\_\_  
\_\_\_\_\_ ine

\_\_\_\_\_  
\_\_\_\_\_  
\_\_\_\_\_ ine

\_\_\_\_\_  
\_\_\_\_\_  
\_\_\_\_\_ ine

\_\_\_\_\_  
\_\_\_\_\_  
\_\_\_\_\_ ine

# Snow White and the Apple

Name \_\_\_\_\_

Choose the word that makes sense.  
Then write the word on the line.

1 Snow White  
is taking a

\_\_\_\_\_  
\_\_\_\_\_  
\_\_\_\_\_.

bite hike kite



2 The apple is

\_\_\_\_\_  
\_\_\_\_\_  
\_\_\_\_\_.

ride ripe bike

3 Will the  
Prince come in

\_\_\_\_\_  
\_\_\_\_\_  
\_\_\_\_\_?

mime pine time

# Magic for 'u'




Name \_\_\_\_\_


The word **blue** has the long **u** sound. Help the Blue Fairy use her magic to make other words using the long **u** sound.

Then draw a picture that shows the word.


1. m   le




2. fl   te



3. r   ler



4. gl   e





# Mowgli and Baloo, Too

Find and circle the long **u** words in the puzzle. Here's a clue—look for the letters in blue. Then write each word on a line.

**f** **r** **u** **i** **t**  
**l** **o** **m** **a** **u**  
**u** **d** **u** **c** **b**  
**t** **g** **l** **u** **e**  
**e** **b** **e** **k** **w**  
**v** **s** **u** **i** **t**



Name \_\_\_\_\_

1. \_\_\_\_\_  
-----  
\_\_\_\_\_

2. \_\_\_\_\_  
-----  
\_\_\_\_\_

3. \_\_\_\_\_  
-----  
\_\_\_\_\_

4. \_\_\_\_\_  
-----  
\_\_\_\_\_

5. \_\_\_\_\_  
-----  
\_\_\_\_\_

6. \_\_\_\_\_  
-----  
\_\_\_\_\_

# A Rose for Belle


Read the words in the box. They all have the long **o** sound, like in the word **rose**. Look at each picture and write its name to complete the puzzle. Write one letter in each box.

boat snow rose bow

1.		2.	
----	--	----	--

3.		
----	--	--


Name \_\_\_\_\_



**Across:**



**Down:**



# Off They Go!

\_\_\_\_\_

Name

**Go** has the long o sound. Help Belle find the right word. Look at the words. Say them out loud. Choose the one that makes the most sense.



1

Belle is reading a  
\_\_\_\_\_  
\_\_\_\_\_  
\_\_\_\_\_.

not vote note

2

The Beast left Belle a  
\_\_\_\_\_  
\_\_\_\_\_  
\_\_\_\_\_.

rob rose nose

3

Belle wants to go  
\_\_\_\_\_  
\_\_\_\_\_  
\_\_\_\_\_.

home hose hole


# Too Sleepy to Help

**Sleepy** has the long **e** sound. Long **e** is spelled **ee** or **ea**. Sleepy is too sleepy to help, so you will need to trace an **ee** or an **ea** in the words below. Then draw a picture of each word.


Name \_\_\_\_\_




1. tr ee




2. b ee



3. s ea l



4. t ea m




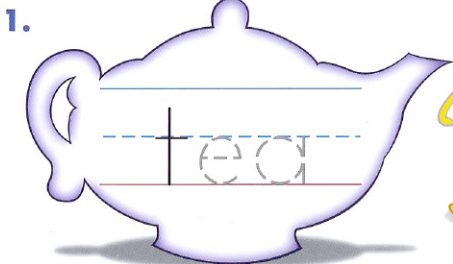


# Time for Tea

\_\_\_\_\_

Name \_\_\_\_\_

The letters **ee** and **ea** stand for the long **e** sound. Trace these letters to complete the long **e** word on each teapot. Then read the words aloud.





# Helping Your Child at Home

## Reading and Phonics

Helping your child learn how to recognise letters and sounds is an important first step in teaching him or her how to read. Once your child understands that the sounds in words can be represented with letters, he or she will be able to begin to sound out and read words. It is also important for your child to practice writing letters and words. Correctly forming letters and learning how to spell phonetic words will give your child a solid skill foundation. Here are some suggestions for helping your child learn how to read, write, and spell.

- Go on an alphabet hunt. Help your child find every letter of the alphabet in books, magazines, and newspapers in your home.
- Have your child name each family member. Ask your child what letter each name begins with.
- Play 'What's Cooking?' Help your child read the labels on food products. Ask him or her to name the vowel sound in each word. For example, eggs begins with short e.
- Help your child make a list of words that he or she can read independently. Use a large sheet of paper so you can add new words to it each day. Hang the list in a handy spot so your child can practice reading the words to you often.
- Praise your child's efforts ... and reward them with a sticker!

**Pages 2 and 3**

1. C      6. P  
2. F      7. S  
3. H      8. W  
4. K      9. Z  
5. N

**Page 4**

1. t  
2. c  
3. r  
4. h

**Page 5**

1. b  
2. f  
3. p  
4. c  
5. b

**Page 6**

1. m  
2. r  
3. b  
4. g

**Page 7**

1. l  
2. z  
3. b  
4. f  
5. b  
6. s

Circle the boat  
and the bottle.

**Pages 8 and 9**


1. l      7. r  
2. r      8. l  
3. t      9. n  
4. m      10. g  
5. n      11. r  
6. g

**Page 10**

1. cap  
2. nap  
3. hat

**Page 11**

1. lamp  
2. can  
3. had  
4. nap  
5. bag  
6. ran

**Page 12**

2.  
3.  
5.

**Page 13**

1. sit  
2. swim  
3. fish

**Page 14**

- tug  
rug  
hug  
mug  
plug

**Page 15**

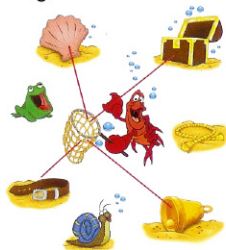
1. bug  
2. cup  
3. hut  
4. sun

**Page 16**

- top  
mop  
pop  
stop  
flop

**Page 17**

1. log  
2. on  
3. spot

**Page 18**

**Page 19**

- red
- get
- bed
- ten

**Page 20**

- cape
- cane
- tape

**Page 21**

- cape
- pail
- lake

**Page 22**

- pie  
lie  
tie
- vine  
nine  
line  
fine

**Page 23**


- bite
- ripe
- time

**Page 24**

- mule
- flute
- ruler
- glue

**Page 25**

- fruit
- flute
- mule
- tube
- suit
- glue

**Page 26**

Across:

- rose
- bow


Down:

- snow
- boat

**Page 27**

- note
- rose
- home

The Disney Learning series offers a unique educational approach to teaching essential skills to your child. The full-colour workbooks use a delightful Disney or Disney/Pixar character on every page to motivate young children and create exciting lessons!



#### Disney Learning includes:

- reading, mathematics, language, writing, and fine motor skills
- a delightful Disney or Disney/Pixar character on every page
- reward stickers
- parent resources



First published in Australia by Funtastic Limited, 2005

800 Wellington Road, Rowville  
Victoria 3178, Australia

Ph: 61 3 9579 6011 Fax: 61 3 9576 4048  
www.funtastic.com.au  
Email: publishing@funtastic.com.au

Copyright © 2005 Disney  
Copyright © 2005 Disney/Pixar  
All rights reserved.

Printed and bound in Malaysia

10 9 8 7 6 5 4 3 2

ITEM CODE: 88791

ISBN 174150230-6



9 781741 502305